

GCG Sunday School - 23rd June 2024

Lesson Outline



Lesson: Today, if you hear his voice...

Passage: Hebrews 3-4

Big Idea: God's people will keep trusting as they listen to God's voice, and ask him for help.

Main Aim: Let's keep encouraging one another, to listen to God's voice today.

Please pray for the lesson preparation, that we and the children would be built up by God's word.

Unless you are at the Greenwich service, you will need to bring a **laptop/tablet** to play the videos. If needed, Jonny can provide a **laptop and a Bluetooth speaker**. 😊

Additional resources: [St Helen's sermon](#)

The Passage

Context - We're Christians! How will we keep going?

Content Summary

Jesus is the better Moses. 3:1-3:6

So let's take care and encourage one another to keep going. 3:7-4:13
 So we won't fall, like the Israelites. (Under Moses)
 Who stopped listening to God's voice.
 So we'll reach the rest, unlike the Israelites.

The better Moses will keep us going! 4:14-16
 As we ask God for help.

For them then.

They need to take care of themselves and each other, to keep going.
 By listening to God's voice. 3:12-13
 By coming to God in prayer for help, through the better Moses. 4:16

The Israelites didn't and died.
 We have a much better chance, now we have a better Moses.

For us now - Same!






The Age Ranges

CW (average age 4-5 years) - Prepare the lesson for **all ages**. Then separate **Sailor** and **Officer** groups for **Heart & Hands** teaching.
GR and EC - Personalise **all material** for the Sailors or Officers.


Sailors: Ages 3-6

Officers: Ages 7-11

Lesson Overview

Get Going 3 min + song	Main Teaching ~15 mins	Heart & Hands ~20 mins	Land The Lesson ~10 mins	Extra Fun Time ~10 mins
				
Welcome & Pray Intro Idea Song	The Big Idea The Main Aim	Activities Discussion	Recap Memory Verse Pray to close.	Optional. Can go mid-session.

Outline Idea

	Get Going Welcome, Pray, Introduction idea & Song
--	---

At Greenwich and Eltham, the Sailor Leader will lead the “Get Going” section, by default.

Welcome and connect briefly with the children

- Ask them a fun question, showing we’re interested in their lives. Such as:
 - What’s the best thing you did yesterday/ this morning?
 - What was the tastiest food you ate? The smelliest thing you smelled?

Prayer by the leader

- Help us to listen carefully to what God has to say to us today, and to have fun.

Introduce the passage theme - See “Intro” Powerpoint in folder.

How are you going to keep going?

- Ask the children, for each situation, how will you keep going?
 - The empty car.
Petrol.
 - The tired runner.
Water, food and encouragement.
 - The people of God.
Listen to God’s voice, ask God for help to listen!

Link: The people of God need help to keep trusting, with Jesus we can keep listening.

Very Speedy Recap - Scroll of time

Last week’s big idea:

Anyone, anywhere can hear and trust in Jesus!



Link: We’ll see today how God’s new people will keep trusting Jesus.


Song

If needed, talk through the chorus’ words and actions before singing.

A Long Long Long Long Time ago

- <https://www.youtube.com/watch?v=5-pdrEWaRXc>

GR & EC - Split into **Sailor and **Officer** groups for the remainder of the session.**
CW - Remain together.



Main Teaching

Teaching the Big Idea & Main Aim.

Have a Bible open throughout for the children to see that we're teaching from God's word, and not from our heads.

You don't need to read all the verses, choose key parts and summarise.

Arrive clearly and repeatedly to the Big Idea and Main Aim.

Think about how you'll make the lesson interactive by asking questions and getting children involved.

- Teaching Idea

Acting out the lesson.

Act out Israel in the desert wanderings:

Stopping listening to God (fingers in ears), and we all fall down dead!

Act out Israel after King David's time (Hebrews 3:7-11 refers to Psalm 95):

Stopping listening to God (fingers in ears), and we all fall down dead!

Act out the church today:

Watch out! Don't put your fingers in your ears!

Now, we have Jesus to help us to listen.

We make it to God's rest. Yay!

Using a paper timeline on the wall.

Stick up pictures as you tell the story. For Israel and for us.

- Lesson Points

We're trusting Jesus! How will we keep trusting?

1. Today, do not stop listening like the Israelites did. 3:7-14
 They died in the desert.
 Instead, let's tell each other to keep listening!
2. Today, do not stop listening like the Israelites did. 4:1-11
 They died without finding rest.
 Instead, let's tell each other to keep listening!
3. Today, ask for help from God, to keep listening and trusting. 4:14-16
 We have Jesus our better priest than Moses to help us.
 So we would keep going to the end.

- Question ideas to ask while teaching:

Points 1&2: Is it a good or bad idea to stop listening to God's voice?
 Why is it so terrible to stop listening to God's voice?

How can we help each other to keep listening?

Point 3: How can we keep listening to God's voice?

Why is it so good to have Jesus' help to keep listening?

- Brief Application - Main aim expanded.
 - Sailors: State the application and expand it a bit.
For home, school or church.
 - Officers: Ask questions to arrive at the application.
How does this help us think differently/ act differently/ talk differently?
What about at home/ at school/ at church?

- Sailors

Interactive talk through the text.

Helpful questions: *What noise do you think it made? How did he feel? What face would she have made?*

Helpful teaching methods: *Make actions to copy at certain points, act it out, place pictures on the wall, go for a walk around the room, use Lego/Playmobile figures.*

- Visual aids

To put on a timeline.

Page 1. Point 1. Israel in the desert should have listened, but they didn't and died.

We need to remind each other to keep listening!

Page 2. Point 2. Same for Israel in the land.

Page 3. Point 3. We today need to listen, so we'll pray for help, and we'll keep going!

- Officers

Interactive talk through the text.

Helpful questions might be: *Why do you think he did that? What did she get right/ wrong? What would you do in his situation?*

Helpful teaching methods: *Act it out, have them draw scenes, shout out the best thing they see in the passage, make a puppet show using paper and card, go for a walk outside, use Lego figures.*

- Visual aids

I'll print an extra set of Sailor Visual aids.



Heart and Hands

Think more about the Main Aim with: Activities and discussion.

Activities - Craft or worksheet

- Sailors - Craft. Create a headband from the two strips of paper, and stick ears on.
Remind them of the Big Idea using the craft.
- Officers - Worksheet.
Talk through the teaching points and application.
- Extra games - In the GDrive.

If you finish craft early, you may want to play a game with the remaining time.

Discussion - What would it look like to believe the Main Aim?

Think through with the children what the Main Aim means for our lives.

- Talk through the Main Aim further.
 - Sailors - *Go further than Brief Application.*
 - Officers - *Go further than Brief Application, with questions to provoke thought.*



Land the lesson

Bring everything together with: Recap, Memory Verse and Prayer.

Memory verse

"Christ died for our sins according to the Scriptures, ... he was buried, ... he was raised on the third day according to the Scriptures, ... he appeared to Cephas, and then to the Twelve... then he appeared to James, then to all the apostles, and last of all he appeared to me."

1 Corinthians 15:3-8 (NIV)

[Ideas for learning the memory verse.](#) I will provide the verse on laminated paper with Blutak.

- **Sailors & Officers** - They can stamp and clap along with the song:
<https://www.facebook.com/GracechurchGreenwich/videos/1264759920526313/>

Here is Andrew, the Sandersons and Sam James doing it!

<https://www.facebook.com/andrewjohnsach/videos/10163461989195385>

Pray

Encourage the children to pray with you about the Big Idea and Main Aim.

They could **thank/praise God** for it or **ask for help** in believing it.

- Sailors

You could suggest "Popcorn prayers" - really short prayers. Or "Arrow prayers" - We all shoot up like an arrow at the end. Or you could try the idea we use with Officers.

- Officers

You could pass an object, like a Bible, around the room. When a child receives the Bible, they can choose to pray in their head or aloud.



Extra fun time.

An optional game, which can be played mid-session.

Game idea. Feel free to play something different!

- Sailors - Simon says

Add in "Stick your fingers in your ears!" - They can't hear your voice any more, so they miss the next instruction and go out.

- Officers - I Went On Holiday...

You could add in something passage-related?

When I went wandering in the desert...

Link (not super-important): We need to remember to keep listening!

More time fillers

Ask me for ideas. I often play something from: <https://www.youtube.com/@thebiggeststory>

Sign out with Take Home Sheets

- While signing out with Rollcall, Take Home sheets are given to parents and carers.